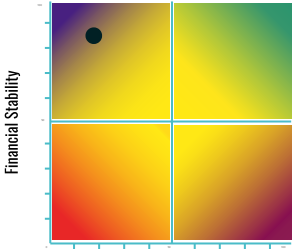


**DEMO INCORPORATED**

7670 MAIN DR STE 300  
DALLAS, TX 77000-1520  
(555) 555-5555



**CIC Report**



Commercial Score

**Experian - Score Analysis**

Stability (78 of 100)

- MEDIUM RISK

Commercial (81 of 100)

- HIGH RISK

Recommended Limit

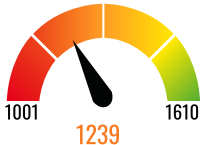
- \$0.00

Current DBT

- 3



**Business Failure Score**



Payment Index

Account: 100

Industry: 87

**Equifax - Score Analysis**

Commercial

- COMPANY SIZE (NUMBER OF EMPLOYEES) SUGGESTS HIGHER RISK
- WORST FINANCIAL STATUS IN LAST 12 MONTHS SUGGESTS HIGHER RISK
- GEOGRAPHICAL REGION SUGGESTS HIGHER RISK
- EVIDENCE OF NON FINANCIAL TRADES THAT ARE CYCLE 3+ DELINQUENT OR CHARGE-OFF IN LAST 60 MONTHS

(Data Source: Experian)

**HOW TO READ THE COMMERCIAL INFORMATION CREDIT REPORT**

- The Experian score gives two ratings: The Commercial Score (likelihood of serious delinquency) and the Stability (likelihood of severe delinquency or bankruptcy) These ratings recommend a maximum credit limit for a company.
- The Equifax Business Failure Score depicts the likelihood of a company ceasing business within the next 12 months. The score gives you the predictive power you need, to make informed decisions.

**Company Profile**

**Corporate Linkage**

(Data Source: Experian)

BIN#	BUSINESS NAME	ADDRESS	TYPE OF LOCATION
854399999	Demo Incorporated	760 MAIN DR STE 300 DALLAS TX	Ultimate Parent
785499999	Demo Inc. L.P.	12118 SAMPLE DR HOUSTON TX	Branch
872699999	Demo Inc. L.P.	7676 MAIN DR STE 300 DALLAS TX	Branch
950999999	Demo Inc. L.P.	7135 EXAMPLE CIR SAN ANTONIO TX	Branch
950999999	Demo Inc. L.P.	2207 INSTANCE LN NORTH DALLAS TX	Branch

Showing 5 of 5

**Credit Utilization**

(Data Source: Experian)



**Average Days Beyond Terms**

(Data Source: Experian)



**CORPORATE INFORMATION & LINKAGE**

- Review company corporate information including management, company size and sales
- View related entities to the subject company

**CREDIT UTILIZATION**

- Credit Utilization graphically depicts how much available credit the company is currently using

**DAYS BEYOND TERMS**

- Days Beyond Terms graphically shows how long it takes the company to pay its bills, past the due date

**Management**

Executive(s):

ROBERT DEMO  
OWNER  
GREG DEMO  
MANAGER

**Supplemental Data**

Line of Business:

Limited Partnership (LP)

Legal Status:

N/A

Profit Type:

Profit

National/Tax ID:

999999999

Import/Export Status:

N/A

SIC:

1521 5039 1520

NAICS:

2316115 236110

854399999

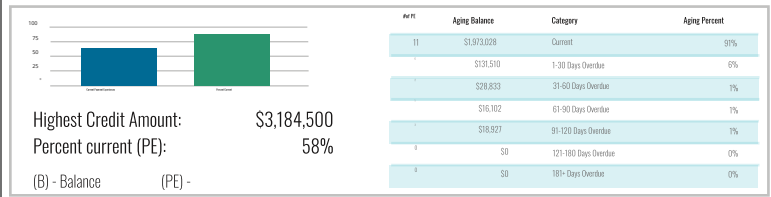
2007  
02/03/2007  
N/A  
3  
Active

## TRENDS

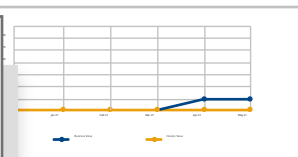
- Historical Days Beyond Terms over the past 6 months
- Quarterly Days Beyond Terms trending

## Trends

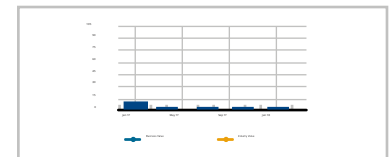
### Payment Summary



### Six Month DBT Trends

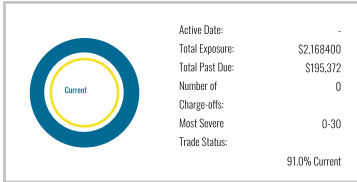


### Quarterly DBT Trends



## Trade Summary

### Trade Summary



### Fraud Summary

OFAC Match:  
Business Victim Indicator:  
Business Risk Indicator:  
Name/Address Verified:

## TRADE SUMMARY

- Office of Foreign Assets Control (OFAC) screens the business name and address for possible matches
- Summary of trade information
- Summary of Equifax open and closed financial accounts with valuable information on status, charge off, and exposure risk

### Business Trade Summary

Reported Accounts:	19
Reported Accounts Balance:	\$2,168,400.00
Recent Accounts:	14
Recent Accounts Balance:	\$3,184,500.00
Highest Credit:	\$1,900.00
Median Credit Amount:	3
Total Past Due:	3
Current DBT:	5
Average Monthly DBT:	
Highest DBT:	

### Public Record Summary

Legal Items:  
Legal Balance:  
Derogatory Legal Items:  
Bankruptcies Reported:  
Lien Items:  
Lien Balance:  
Judgment Items:  
Judgment Balance:  
UCC Filings:  
Derogatory UCC Filings:  
Collection Items:  
Collection Balance:

### Financial Summary

Credit Active Since:	04/01/2004	As of:	
Activity Since:	3/12/2021 12:00:00 AM	Number of Accounts:	
Accounts Updated:	0	Open:	
New Accounts Opened:	0	Closed:	
Recent Account Closures:	0	Charged Off:	
New Delinquencies (Non charged off):	\$0.00	Charged Off Amount:	
New Charge Offs:	0	Total Past Due (open and closed):	
Charge Off Amount:	\$47,800.00	Most severe Status:	
Number of Inquiries:		Total Current Credit Exposure:	
Most Severe Status:		Single Highest Credit Exposure:	

Months	DBT	Balance	Current	1-30	31-60	61-90	91+
Jan-Mar	12,168	\$2,168,400	\$2,168,400	100.00%	0.00%	0.00%	0.00%
Apr-Jun	12,168	\$2,168,400	\$2,168,400	100.00%	0.00%	0.00%	0.00%
Jul-Sep	12,168	\$2,168,400	\$2,168,400	100.00%	0.00%	0.00%	0.00%

## Additional Trade Experiences

### Tradelines

Industry	Date			High Credit	Balance	Current	Days Beyond Terms				
	Open	Last	Exp. (M)				1-30	31-60	61-90	91+	
	04/18	05/21	75	\$14,075	\$14,075	\$14,075	\$1,407	\$1,407	\$1,407	\$1,407	\$1,407

### Tradelines

Industry	Date			High Credit	Balance	Current	Days Beyond Terms				
	Exp. (M)	Last	Terms				1-30	31-60	61-90	91+	
ACCT SVCS	02/21	02/21	NET 10	764,300	\$1,700	\$1,700	0	0	0	0	0
LIBRARY/BOOK	02/21	02/21	NET 30	423,643	423,643	423,643	12,862	0	0	0	4,294
BK/MARKET	02/21	02/21	NET 30	578,900	274,658	274,658	24,083	4,800	0	0	1
CONSTRUCTION	02/21	02/21	NET 30	822,859	528,300	0	0	0	0	0	5,882
CONTRACTOR	02/21	01/30/20	NET 30	208,408	86,700	0	18,570	0	0	0	1
BK/MARKET	02/21	01/30/20	NET 30	20,880	9,200	0	0	0	0	0	1
	02/20	02/20/21	NET 30	1,300	1,300	1,300	0	0	0	0	0
	02/21	02/21	NET 30	1,800	0	0	0	0	0	0	1
	01/21	02/21	NET 30	8,400	0	0	0	0	0	0	1
	02/21	02/21	NET 30	100	0	0	0	0	0	0	1
	02/21	02/21	NET 30	1,200	0	0	0	0	0	0	1
	02/20	02/20/21	NET 30	0	0	0	0	0	0	0	1
	02/20	02/20/21	NET 30	85,800	0	0	0	0	0	0	1
	02/20	02/20/21	NET 30	0	0	0	0	0	0	0	1
	02/20	02/20/21	NET 30	0	0	0	0	0	0	0	1

## ADDITIONAL TRADE EXPERIENCES

- Tradelines - National Trade Credit Report trade data and Experian trade details
- Open Financial Accounts - Open financial accounts (credit cards, lines of credit, etc.)
- Public Records - Public Records from the best data feed
- UCC Filings - Uniform Commercial Code filings from the best data feed
- Bankruptcies - Bankruptcies from the best data feed

### Accounts By Type

	Most Severe	High Credit	High Past Due Balance	At Risk	Past Due	Slow 60	Slow 90	Slow 120	Slow 120+
Current	\$4,900	18	1,308	18	18	18	18	18	18